

HydraCraft

Bluewater Boats N.T.

Built to last a lifetime

- Marine grade 5083 4mm hull – 4.5m to 5.5m
- Marine grade 5083 5mm hull – 6.0m to 7.5m
- Marine grade 5083 4mm plate sides.
(4mm & 5mm 5083 plate hull optional on all
- Plate aluminium construction
- DNV certified materials used
- Fully welded gunwales
- Fully welded 100mm Keelson
- Welded Alloy Rod holders
- Bow and Stern rails
- Spacious side pockets
- Sealed self draining deck
- Large anchor well
- Electronics recess in console
- Dual transducer mounts
- S/S sheathed Winch cleat
- Quality Two Pack paintwork
- Excellent sea keeping abilities
- Smooth, dry ride
- Excellent stability
- Quality fittings
- Teflon engine mounting board
- Dive platform or SportzBak



HC550C



HC530 Bow Rider



HC700 Tournament

Specifications

Measurements	450	500	550	600	650	660	700
Length – Overall (metres)	4.7	5.2	5.7	6.2	6.7	6.8	7.2
Length – Bow to transom (metres)	4.5	5.0	5.5	6.0	6.5	6.6	7.0
Beam (metres)	2.1	2.2	2.3	2.4	2.5	2.5	2.5
Depth (metres)	1.2	1.3	1.4	1.5	1.5	1.5	1.7
Hull thickness (mm)	4	4	4	4	5	5	5
Topside thickness (mm)	4	4	4	4	4	4	4
Transom shaft length	LS	LS	LS	XLS	XLS	XLS	XLS
Approximate weight (Boat only)	400	450	500	560	710	725	800
Horsepower rating (Recommended)	60	90	115	140	140	140	200
Horsepower rating (Maximum)	90	115	140	200	250	250	280
Maximum transom weight (kg)	195	195	240	270	270	270	400
Number of people	4	5	5	6	6	6	7

Features

Under floor fuel tank (Litres)	95	120	120	150	150	150	300
Front casting deck	✓	✓	✓	✓	✓	✓	✓
Front anchor well	✓	✓	✓	✓	✓	✓	✓
Storage under casting deck	✓	✓	✓	✓	✓	✓	✓
Side pockets	✓	✓	✓	✓	✓	✓	✓
Seat positions	5	5	6	7	7	7	8
Thwart seats	-	-	-	-	-	-	-
Seats (Padded fold down style)	4	4	4	4	4	5	5
Drink holder – fold down	2	2	2	2	2	2	2
Hydraulic steering	✓	✓	✓	✓	✓	✓	✓
Sports steering wheel	✓	✓	✓	✓	✓	✓	✓
Bilge pump	✓	✓	✓	✓	✓	✓	✓
Auto float switch (Bilge)	✓	✓	✓	✓	✓	✓	✓
Navigation and anchor lights	✓	✓	✓	✓	✓	✓	✓
Cockpit lights	OPT	OPT	OPT	OPT	OPT	OPT	✓
Carpeted decks	✓	✓	✓	✓	✓	✓	✓
Fully carpeted hatches	✓	✓	✓	✓	✓	✓	✓
4 x rod holders	✓	✓	✓	✓	✓	✓	✓
Bimini canopy	OPT	OPT	OPT	OPT	OPT	OPT	OPT
Two pack Paintwork	✓	✓	✓	✓	✓	✓	✓
Graphics	✓	✓	✓	✓	✓	✓	✓
Wiring harness	✓	✓	✓	✓	✓	✓	✓
Switch panel	✓	✓	✓	✓	✓	✓	✓
SportzBak transom	OPT	OPT	OPT	OPT	OPT	OPT	OPT
Sportz Bracket	OPT	OPT	OPT	OPT	OPT	OPT	OPT
Front Bollard	✓	✓	✓	✓	✓	✓	✓
Rear bollards x 2	✓	✓	✓	✓	✓	✓	✓
Bow sprit and roller	✓	✓	✓	✓	✓	✓	✓
S/S sheathed winch cleat	✓	✓	✓	✓	✓	✓	✓
Battery, isolator switch & box	✓	✓	✓	✓	✓	✓	✓
Twin battery system	OPT	OPT	OPT	OPT	✓	✓	✓
VHF Radio	OPT	OPT	OPT	OPT	OPT	OPT	✓
Horizontal Rod holders	✓	✓	✓	✓	OPT	OPT	OPT
Vertical Rod holders	✓	✓	✓	✓	✓	✓	✓
Bow rails	✓	✓	✓	✓	✓	✓	✓
Stern rails	✓	✓	✓	✓	✓	✓	✓
Live bait tank	✓	✓	✓	✓	✓	✓	✓
Kill Tank (Self draining style)	✓	✓	✓	✓	✓	✓	✓
Bait / filleting board	✓	✓	✓	✓	✓	✓	✓
Tackle storage locker	OPT	OPT	OPT	OPT	OPT	OPT	OPT



Self draining Kill-tank



Paded fold down seat



Stainless Steel sheathed winch cleat




Duck-Board Transom



Spacious interior layout and Dual Console (HC700)



Optional "Built in" Tackle storage



Optional Rear tackle locker



Standard single console



Lift out Bait Board

Designed & Built by

GS MARINE

Combining "Bullet-Proof" STRENGTH
with STYLE and PRACTICALITY.

Specifications

Measurements	450	500	550	570	600	700
Length – Overall (metres)	4.7	5.2	5.7	6.2	6.7	7.2
Length – Bow to transom (metres)	4.5	5.0	5.5	6.0	6.5	7.0
Beam (metres)	2.1	2.2	2.3	2.4	2.5	2.5
Depth (metres)	1.2	1.3	1.4	1.5	1.5	1.7
Hull thickness (mm)	4	4	4	4	5	5
Topside thickness (mm)	4	4	4	4	4	4
Transom shaft length	LS	LS	LS	XLS	XLS	XLS
Approximate weight. (Boat only)	400	450	500	560	710	800
Horsepower rating (Recommended)	60	90	115	140	140	200
Horsepower rating (Maximum)	90	115	140	200	250	280
Maximum transom weight (kg)	195	195	240	270	270	400
Number of people	4	5	5	6	6	7

Features

fuel tank (Litres)	75	100	120	150	200	220
Front casting deck	✓	✓	✓	✓	✓	✓
Front anchor well	✓	✓	✓	✓	✓	✓
Storage under casting deck	✓	✓	✓	✓	✓	✓
Side pockets	✓	✓	✓	✓	✓	✓
Seat positions	5	5	6	7	7	7
Thwart seats	-	-	-	-	-	-
Seats (Padded fold down style)	4	4	4	4	4	5
Drink holder – fold down	2	2	2	2	2	2
Hydraulic steering	✓	✓	✓	✓	✓	✓
Sports steering wheel	✓	✓	✓	✓	✓	✓
Bilge pump	✓	✓	✓	✓	✓	✓
Auto float switch (Bilge)	✓	✓	✓	✓	✓	✓
Navigation and anchor lights	✓	✓	✓	✓	✓	✓
Cockpit lights	OPT	OPT	OPT	✓	OPT	OPT
Carpeted decks	✓	✓	✓	✓	✓	✓
Fully carpeted hatches	✓	✓	✓	✓	✓	✓
4 x rod holders	✓	✓	✓	✓	✓	✓
Bimini canopy	OPT	OPT	OPT	OPT	OPT	OPT
Two pack Paintwork	✓	✓	✓	✓	✓	✓
Graphics.	✓	✓	✓	✓	✓	✓
Wiring harness	✓	✓	✓	✓	✓	✓
Switch panel	✓	✓	✓	✓	✓	✓
SportzBak transom	OPT	OPT	OPT	OPT	OPT	OPT
Sportz Bracket	OPT	OPT	OPT	OPT	OPT	OPT
Front Bollard	✓	✓	✓	✓	✓	✓
Rear bollards x 2	✓	✓	✓	✓	✓	✓
Bow sprit and roller	✓	✓	✓	✓	✓	✓
S/S sheathed winch cleat	✓	✓	✓	✓	✓	✓
Battery, isolator switch & box	✓	✓	✓	✓	✓	✓
Twin battery system	OPT	OPT	OPT	✓	✓	✓
VHF Radio	OPT	OPT	OPT	OPT	OPT	OPT
Horizontal Rod holders	✓	✓	✓	✓	✓	✓
Vertical Rod holders	✓	✓	✓	✓	✓	✓
Bow rails	✓	✓	✓	✓	✓	✓
Stern rails	✓	✓	✓	✓	✓	✓
Live bait tank	✓	✓	✓	✓	✓	✓
Kill Tank (Self draining style)	✓	✓	✓	✓	✓	✓
Bait Board	OPT	OPT	OPT	OPT	OPT	OPT
Polling Platform	OPT	OPT	OPT	✓	OPT	OPT
Tackle storage locker	OPT	OPT	OPT	✓	OPT	OPT



Self draining Kill-tank



Paded fold down seat



Stainless Steel sheathed winch cleat




Duck-Board transom



Curved console - AR570C



Optional "Built in" Tackle storage



Optional Rear tackle locker



Standard single console



Polling Platform

Designed & Built by

GS MARINE

Combining "Bullet-Proof" STRENGTH
with STYLE and PRACTICALITY
and a very shallow draft.

AquaRat

Punts with GRUNT N.T.

Built to last a lifetime

- Marine grade 5083 4mm hull – 4.5m to 5.5m
- Marine grade 5083 5mm hull – 6.0m to 7.5m
- Marine grade 5083 4mm plate sides.
(4mm & 5mm 5083 plate hull optional on all
- Plate aluminium construction
- DNV certified materials used
- Fully welded gunwales
- Fully welded 100mm Keelson
- Welded Alloy Rod holders
- Bow and Stern rails
- Spacious side pockets
- Sealed self draining deck
- Large anchor well
- Electronics recess in console
- Dual transducer mounts
- S/S sheathed Winch cleat
- Quality Two Pack paintwork
- Excellent sea keeping abilities
- Teflon engine mounting board
- Dive platform or SportzBak
- Smooth, dry ride
- Excellent stability
- Quality fittings


**5 year
warranty**



**AR570 TC - Tournament Classic
Centre console**



Dual console Bass/Barra Boat



**AR450T - with Quad
loading ramps**



**AR570 TC - Tournament Classic
Dual side consoles**